





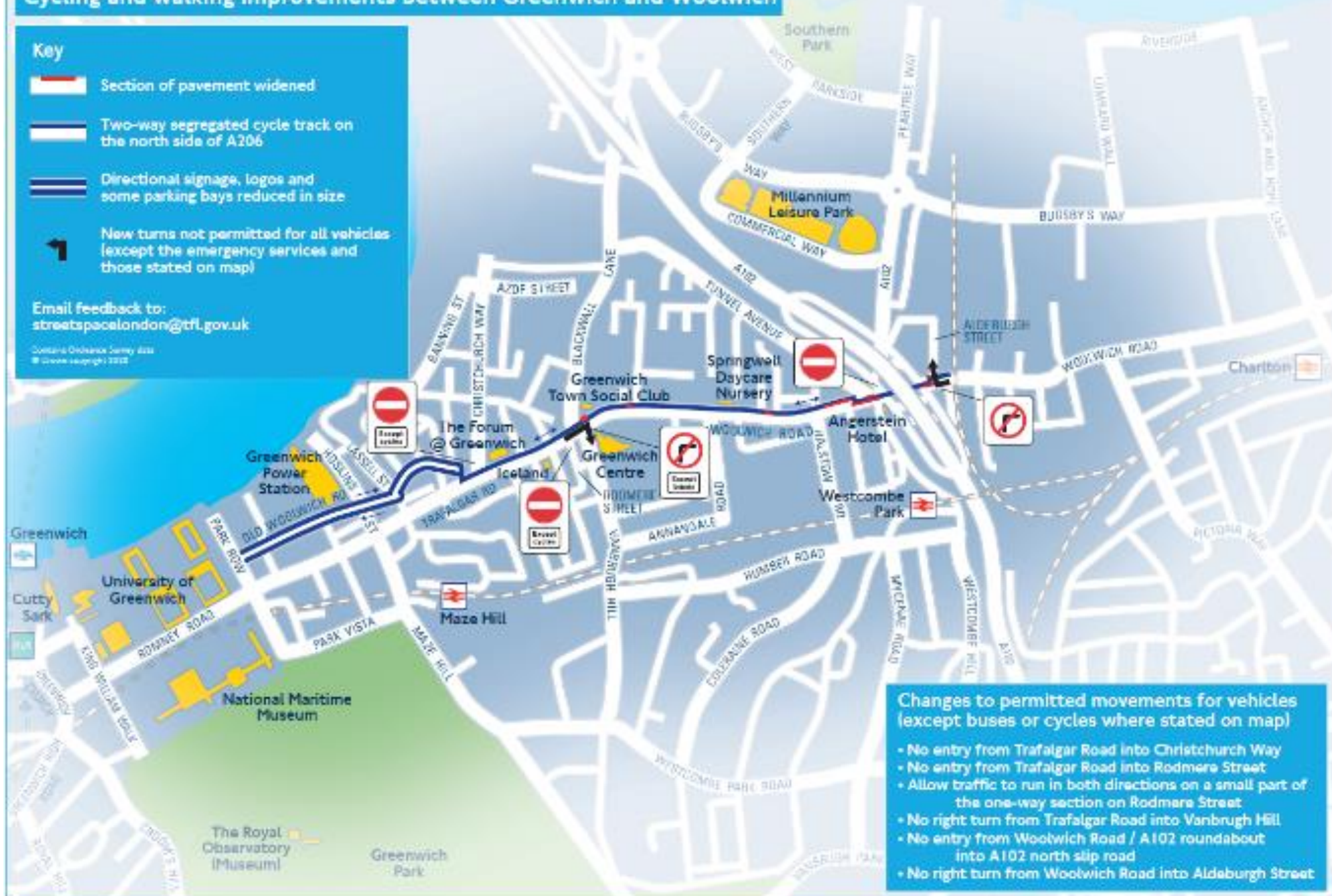
Cycling and walking improvements between Greenwich and Woolwich

Key

-  Section of pavement widened
-  Two-way segregated cycle track on the north side of A206
-  Directional signage, logos and some parking bays reduced in size
-  New turns not permitted for all vehicles (except the emergency services and those stated on map)

Email feedback to:
streetspacalondon@tfl.gov.uk

Contains Ordnance Survey data
 © Crown copyright 2012



- ### Changes to permitted movements for vehicles (except buses or cycles where stated on map)
- No entry from Trafalgar Road into Christchurch Way
 - No entry from Trafalgar Road into Rodmere Street
 - Allow traffic to run in both directions on a small part of the one-way section on Rodmere Street
 - No right turn from Trafalgar Road into Vanbrugh Hill
 - No entry from Woolwich Road / A102 roundabout into A102 north slip road
 - No right turn from Woolwich Road into Aldeburgh Street